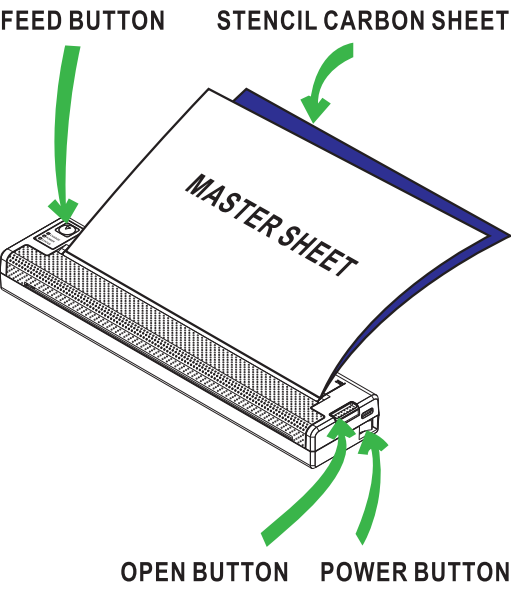


POCKET S6
USER MANUAL



INDICATOR LIGHTS

CHARGE

CHARGING INDICATOR
SOLID LIGHT: CHARGING
LIGHT OFF: FULLY CHARGED

BATTERY LEVEL
GREEN: HIGH
RED: MEDIUM
FLASHING RED: LOW

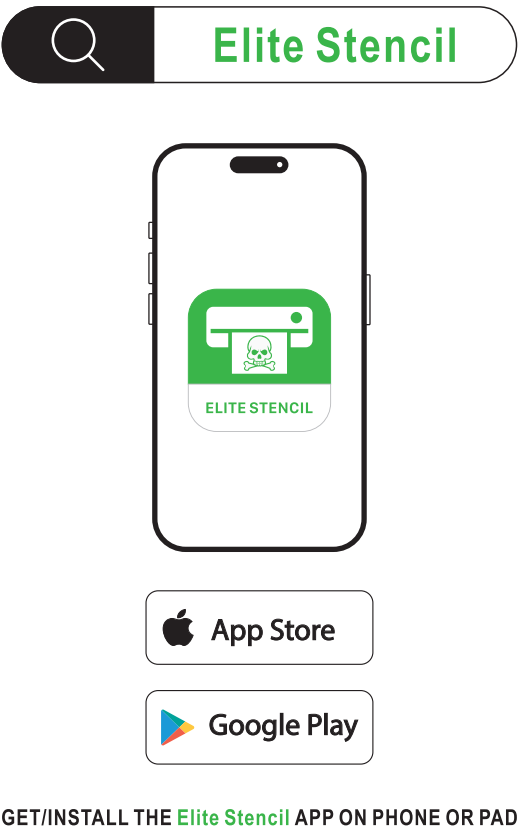
POWER

PRESSING THE POWER BUTTON, THE INDICATOR LIGHT TURNS GREEN.

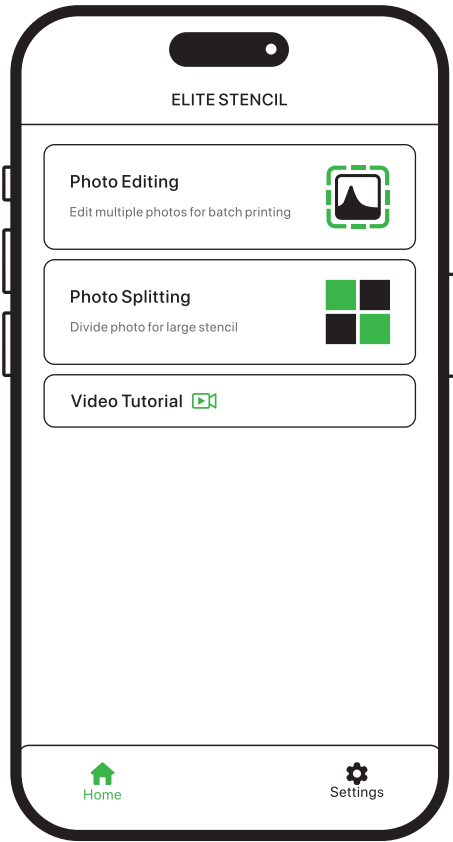
STATUS

PRINTER STATUS LIGHT
OFF: READY (PAPER LOADED, PRINthead DOWN)
BLINKING: NO PAPER OR PRINthead LIFTED

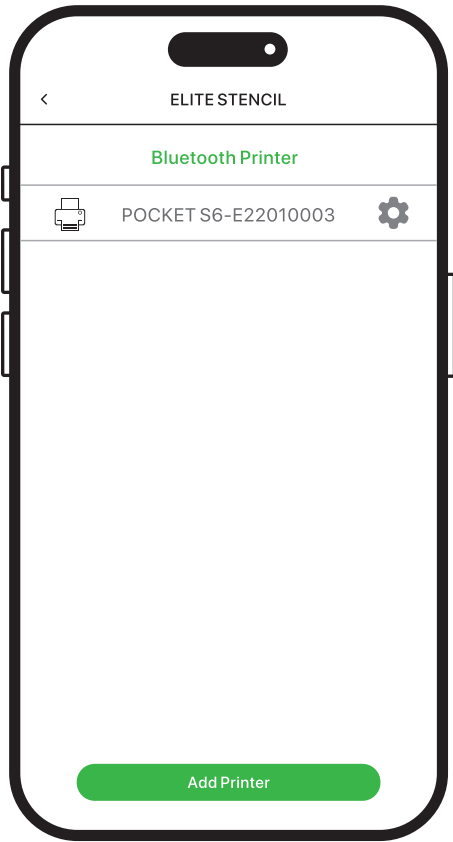
1



2



3



4

- CAUTIONS:**
- 1.PRINthead CARE: CLEAN REGULARLY WITH ALCOHOL AND COTTON SWABS FOR OPTIMAL PRINT CLARITY.
 - 2.TEMPERATURE: KEEP THE PRINTER AWAY FROM EXTREME HEAT.
 - 3.BATTERY: ENSURE ADEQUATE CHARGE TO PRESERVE PRINT QUALITY.

- TROUBLESHOOTING:**
- 1.BLUEtoOTH: CHECK IF IT'S ACTIVE AND RECONNECT IF NEEDED.
 - 2.CLARITY: UNCLEAR PRINTS? CLEAN THE PRINthead PROMPTLY.

WWW.ELITETATTOO.COM

VISIT OUR YOUTUBE CHANNEL
ELITE TATTOO OFFICIAL
FOR USAGE INSTRUCTIONS

ELITETATTOOOFFICIAL

Warranty Card

POCKET S6



WWW.ELITETATTOO.COM
ELITETATTOOOFFICIAL

Serial #
[Redacted]

Date Purchased
[Redacted]

PLEASE KEEP THIS CARD SAFE!



POCKET S6